

**Sri A.S.N.M. GOVERNMENT
COLLEGE (A),
PALAKOL, W.G. Dt. – 534 260**
(Reaccredited by NAAC with “B” Grade and 2.61 CGPA)
(Affiliated to Adikavi Nannaya University,
Rajamahendravaram)

Department of Commerce



Results Analysis
For the Academic Year
2017-18

ODD SEMESTER RESULTS, NOVEMBER 2017

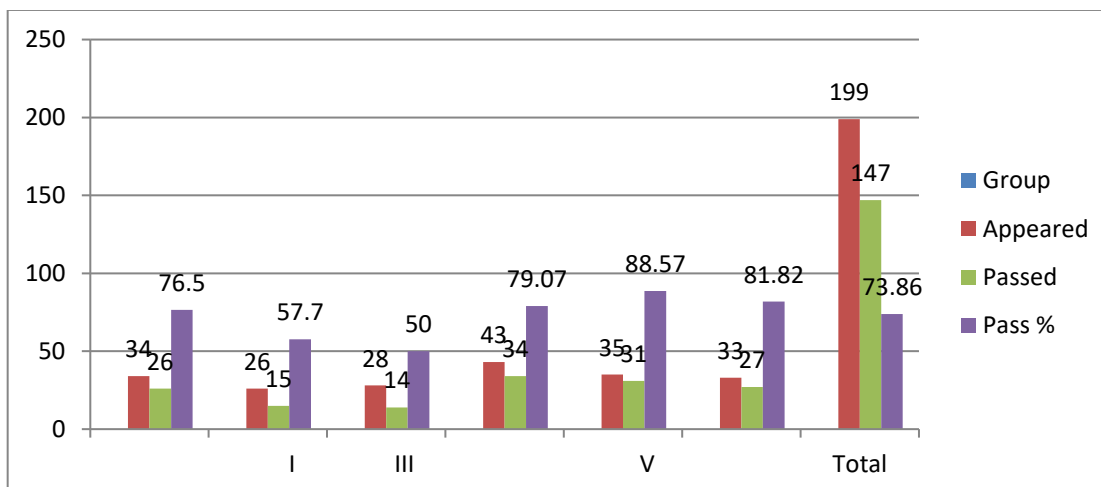
Dates of Examinations, Valuation and Publication of Results.

Continuous Internal Assessment, CIA	
I CIA Written Exams	17-08-2017 TO 19-08-2017
II CIA Written Exams	11-10-2017 TO 13-10-2017
Semester Exam	
Theory	01-11-2017 TO 17-11-2017
Publication of Results	
ODD Semester	01-12-2017

November -2017 Semester-I,III & V Course-wise Result Analysis

Semester	Group	Appeared	Passed	Pass %
I	B.Com (G)	34	26	76.5
	B.Com (V)	26	15	57.7
III	B.Com (G)	28	14	50
	B.Com (V)	43	34	79.07
V	B.Com (G)	35	31	88.57
	B.Com (V)	33	27	81.82
Total		199	147	73.86

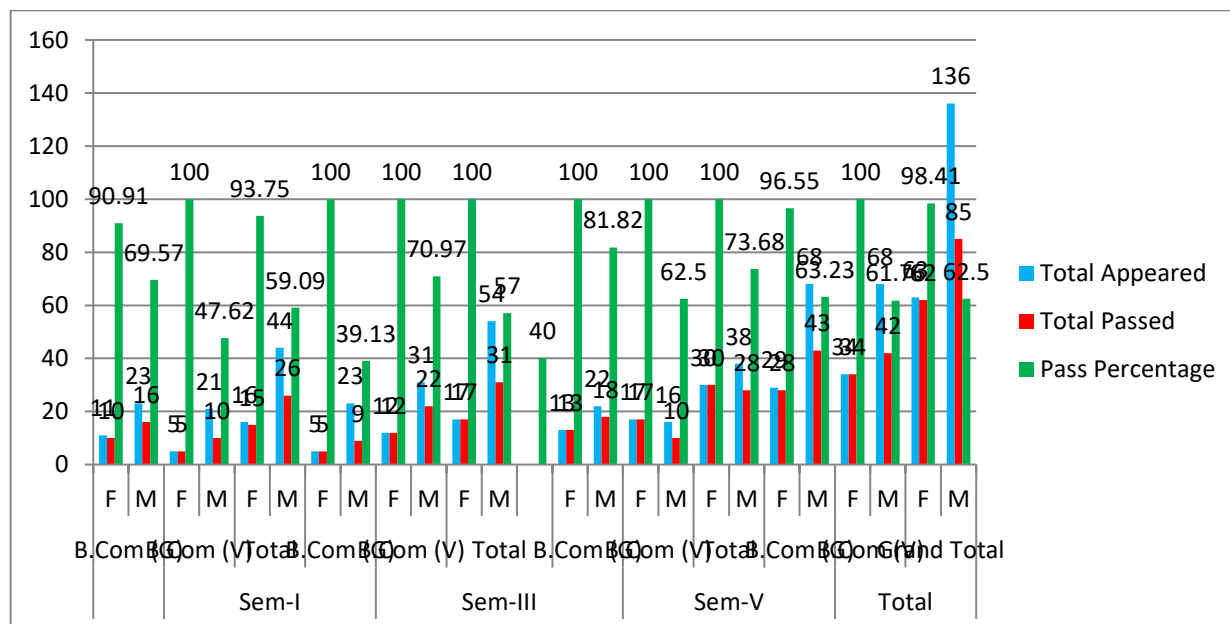
Chart no.1
Overall Odd Semesters Pass Rate, October 2017



Programme & Gender-wise Results Analysis in Odd Semesters, 2017-18

Semester	Programme	Gender	Total Appeared	Total Passed	Pass Percentage
Sem-I	B.Com (G)	F	11	10	90.91
		M	23	16	69.57
	B.Com (V)	F	5	5	100.00
		M	21	10	47.62
	Total	F	16	15	93.75
		M	44	26	59.09
Sem-III	B.Com (G)	F	5	5	100.00
		M	23	9	39.13
	B.Com (V)	F	12	12	100.00
		M	31	22	70.97
	Total	F	17	17	100.00
		M	54	31	57.40
Sem-V	B.Com (G)	F	13	13	100.00
		M	22	18	81.82
	B.Com (V)	F	17	17	100.00
		M	16	10	62.5
	Total	F	30	30	100.00
		M	38	28	73.68
Total	B.Com (G)	F	29	28	96.55
		M	68	43	63.23
	B.Com (V)	F	34	34	100.00
		M	68	42	61.76
	Grand Total	F	63	62	98.41
		M	136	85	62.5

Programme & Gender-wise Results Analysis in Odd Semesters, 2017-18



Subject-wise Result Analysis Semester-I For November 2017

S.No.	Subject	Appeared	Passed	Pass%
GROUP SUBJECTS				
I	(FA-1) FINANCIAL ACCOUNTING-1	60	50	83.33
	(BOM-1) BUSINESS ORGANISATION & MANAGEMENT-1	60	58	96.67
III	(BST-3) BUSINESS STASTICS-3	71	59	83.10
	(BTP-3) BANKING THEORY & PRACTICES-3	28	27	96.43
	(CRA-3) CORPORATE ACCOUNTING-3	71	67	94.37
V	(COMGEO) COMMERCIAL GEOGRAPHY	69	68	98.55
	(CSA) COST ACCOUNTING	68	60	88.24
	(GST) GOODS SERVICE TAX FUNDAMENTALS	35	35	100.00
	(LIC) LIFE INSURANCE	35	35	100.00
	(NONLIC) NON LIFE INSURANCE	35	35	100.00
	(SBL) BUSINESS LEADERSHIP	69	68	98.55
	(TAX) TAXATION	34	33	97.06

Dates of Examinations, Central Valuation and Publication of Results.

Continuous Internal Assessment, CIA	
I CIA Written Exams	23-01-2018 TO 25-01-2018
II CIA Written Exams	27-03-2018 TO 29-03-2018
Semester Exam	
Theory	09-04-2018 TO 25-04-2018
Publication of Results	
EVEN Semester	10-05-2018

SEMESTER-II

Figure No. 5.16
Course Wise Result Analysis-Semester -II April 2018

Table No. 5.17

April-2018 Semester-II, IV & VI Course-wise Result Analysis

Semester	Group	Appeared	Passed	Pass %
II	B.Com (G)	32	12	37.5
	B.Com (V)	23	12	52.17
IV	B.Com (G)	28	14	50
	B.Com (V)	42	38	90.48
VI	B.Com (G)	35	30	85.71
	B.Com (V)	33	31	93.94

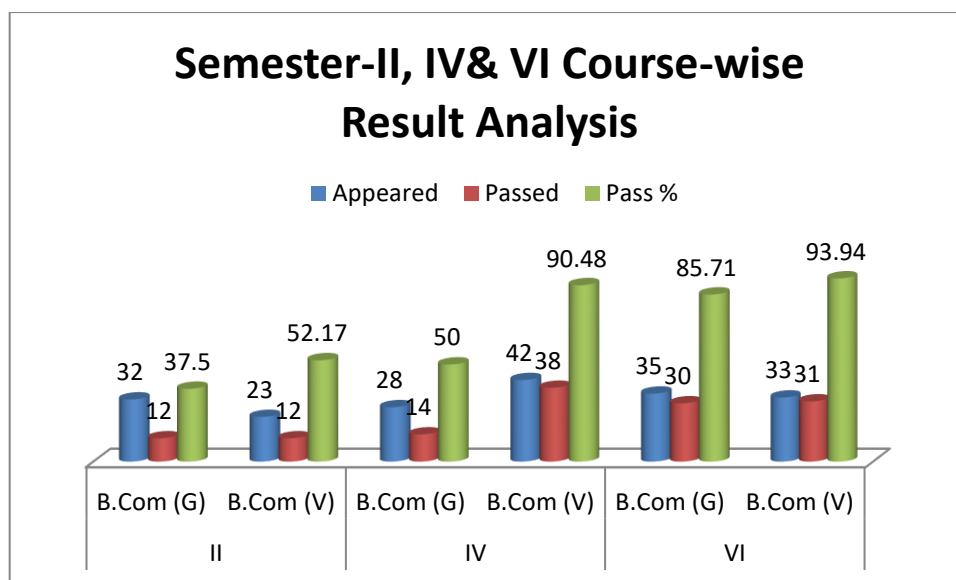
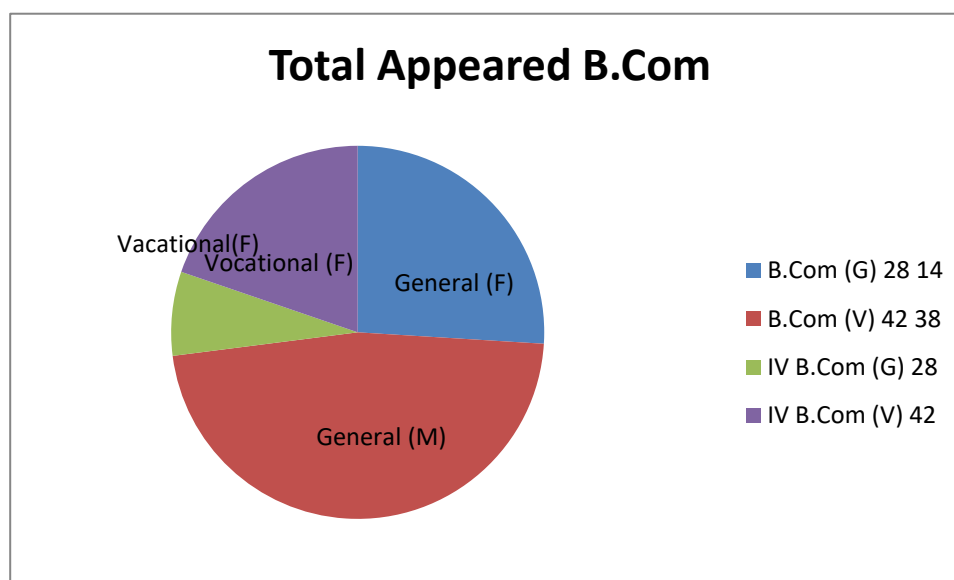


Table No. 5.18
Semester II Gender-Wise Overall Results of April 2018

Regu	Course	Gender	Total Appeared	Total Passed	Pass Percentage
17	B.Com (G)	F	10	5	50
17	B.Com (G)	M	22	7	31.82
17	B.Com (V)	F	5	5	100
17	B.Com (V)	M	18	7	38.89

Figure No. 5.18
Gender Wise Result Analysis April 2018



Subject Wise Result Analysis Semester-II for April-2018

S.No.	Subject	Appeared	Passed	Pass%
GROUP SUBJECTS				
1	(ERP-2) ENTERPRISE RESOURCE PLANNING-2	23	22	95.65
2	(ACC-2) ACCOUNTING-II	55	52	94.55
3	(BENV-2) BUSINESS ENVIRONMENT	32	32	100.00

SEMESTER-IV

Table No. 5.22
April-2018 Semester-IV Course-wise Result Analysis

Group	Appeared	Passed	Pass %
B.Com (G)	28	14	50
B.Com (V)	42	38	90.48

Figure No. 5.21
Course Wise Result Analysis Semester - IV April2017

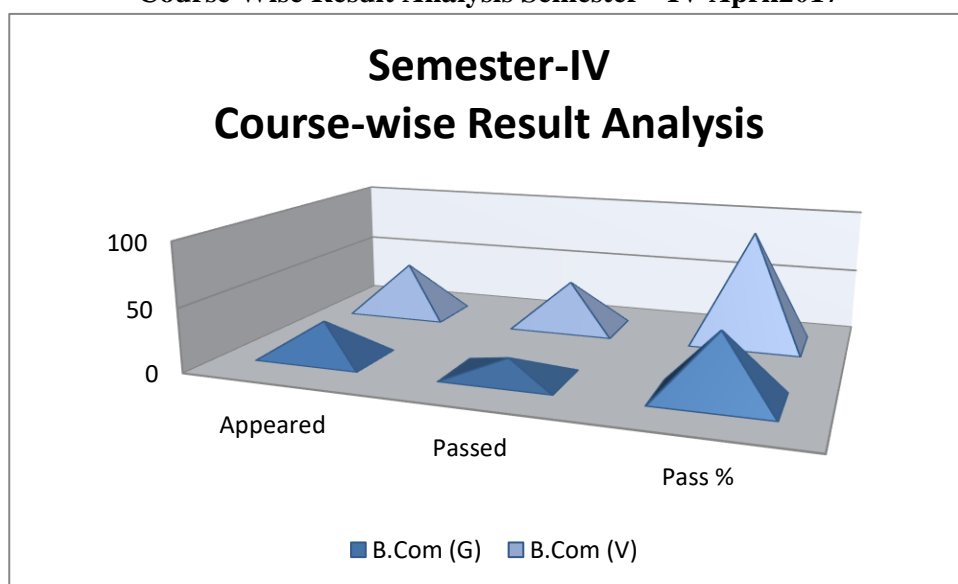


Table No. 5.23
Semester- IV : Gender Wise Overall Results of April 2018

Reg.	Course	Gender	Total Appeared	Total Passed	Pass Percentage
16	B.Com (G)	F	5	5	100
16	B.Com (G)	M	23	9	39.13
16	B.Com (V)	F	12	12	100
16	B.Com (V)	M	30	26	86.67

Figure No. 5.22
Gender Wise result Analysis April 2018

